



**FERRARI DE NOBILI** S.r.l.

Sede Legale: Via Levanto n. 9 -19126 La Spezia-  
Sede Amm.va: Via C. Arzelà n. 76 -19123 La Spezia-  
Tel: 0187/713950 Fax: 0187/717589  
C.F. e P.IVA: 01141690113  
R.E.A. C.C.I.A.A. della Spezia n. 104215

LA SPEZIA ITALY 11 Giugno 2010

My contacts with BP

5/11/2010 at 22:35 Italian time Telephone call to Call Center operator Gwen,  
Description of a method called "Horizon-The Gulf Mission" consisting of the  
insertion of a main tube used for the insertion of clogging material.  
Documentation was sent 05/12/2010 by Email

16 maggio I send by email: TELESCOPE PIPE REBIRTH AND BLOW JOB  
PIPE TYPE B AND TYPE D and PRESS KILL

29 maggio i send by email TOTAL CAP  
you can see all documentation in  
[www.ferraridenobili.i/downloads/thewayforthecap.pdf](http://www.ferraridenobili.i/downloads/thewayforthecap.pdf)

3 giugno i send by email CAP AND VALVE  
[www.ferraridenobili.i/downloads/CapAndValve.pdf](http://www.ferraridenobili.i/downloads/CapAndValve.pdf)

CAP AND VALVE is the evolution of the TOTAL CAP and this idea was taken  
for the LMRP, but LMRP have very big problems because is no fixed whif the  
well pipe.

CAP AND VALVE is the simple and definitive solution that you can see in the  
next page

For any clarifications or doubts you may contact us at 011 393384244466.

I would also greatly appreciate just an acknowledgement if any of my technical information has been any kind of  
help.

Dott. Geol. FRANCO FERRARI

E mail [ferraridenobili@tin.it](mailto:ferraridenobili@tin.it)  
011 39 0187717589 fax  
011 39 3384244466 tel.

ferrari de nobili

**LMRP  
CAP**

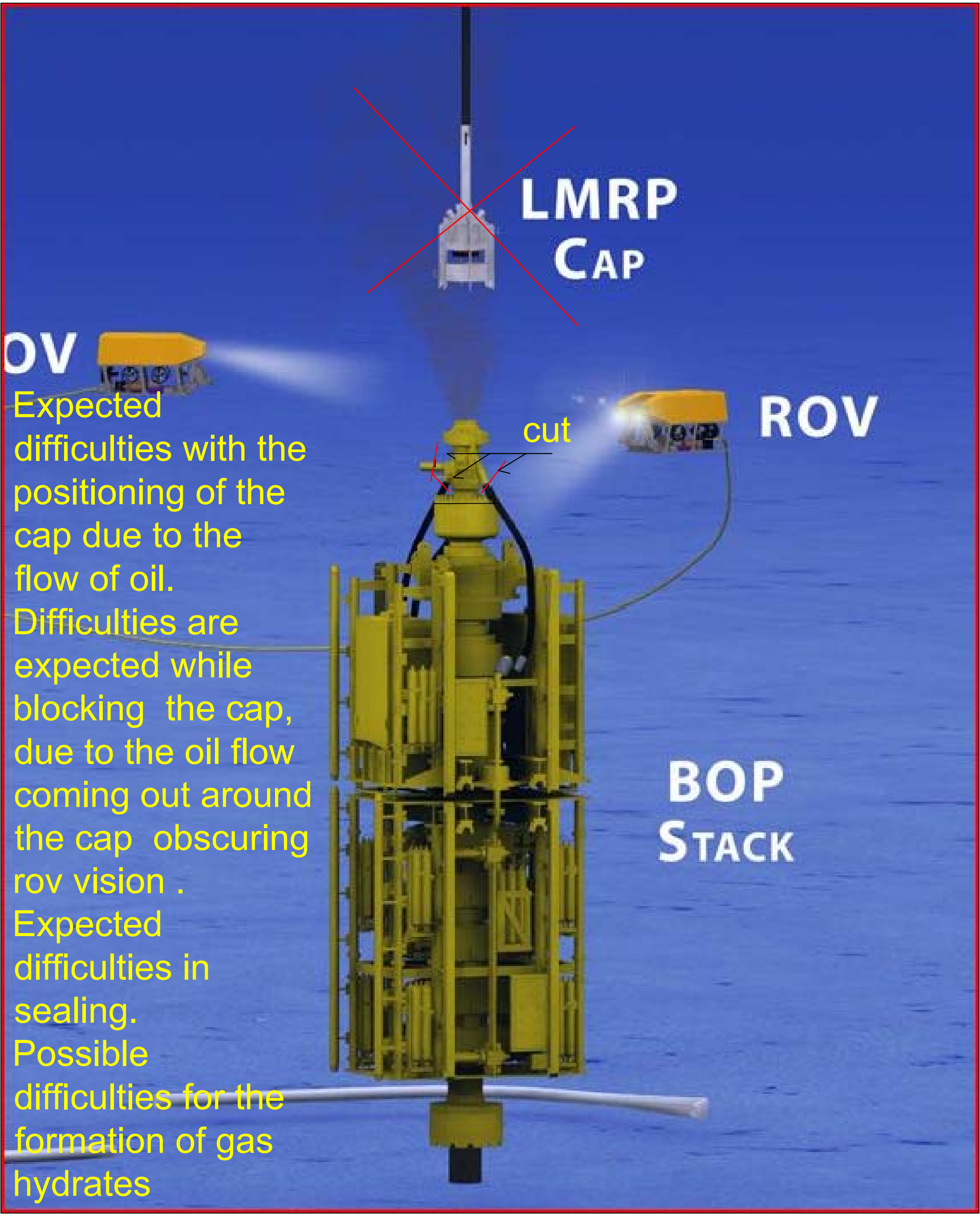
**ROV**

Expected difficulties with the positioning of the cap due to the flow of oil.  
Difficulties are expected while blocking the cap, due to the oil flow coming out around the cap obscuring roV vision .  
Expected difficulties in sealing.  
Possible difficulties for the formation of gas hydrates

cut

**ROV**

**BOP  
STACK**



# Cap And Valve

ROV

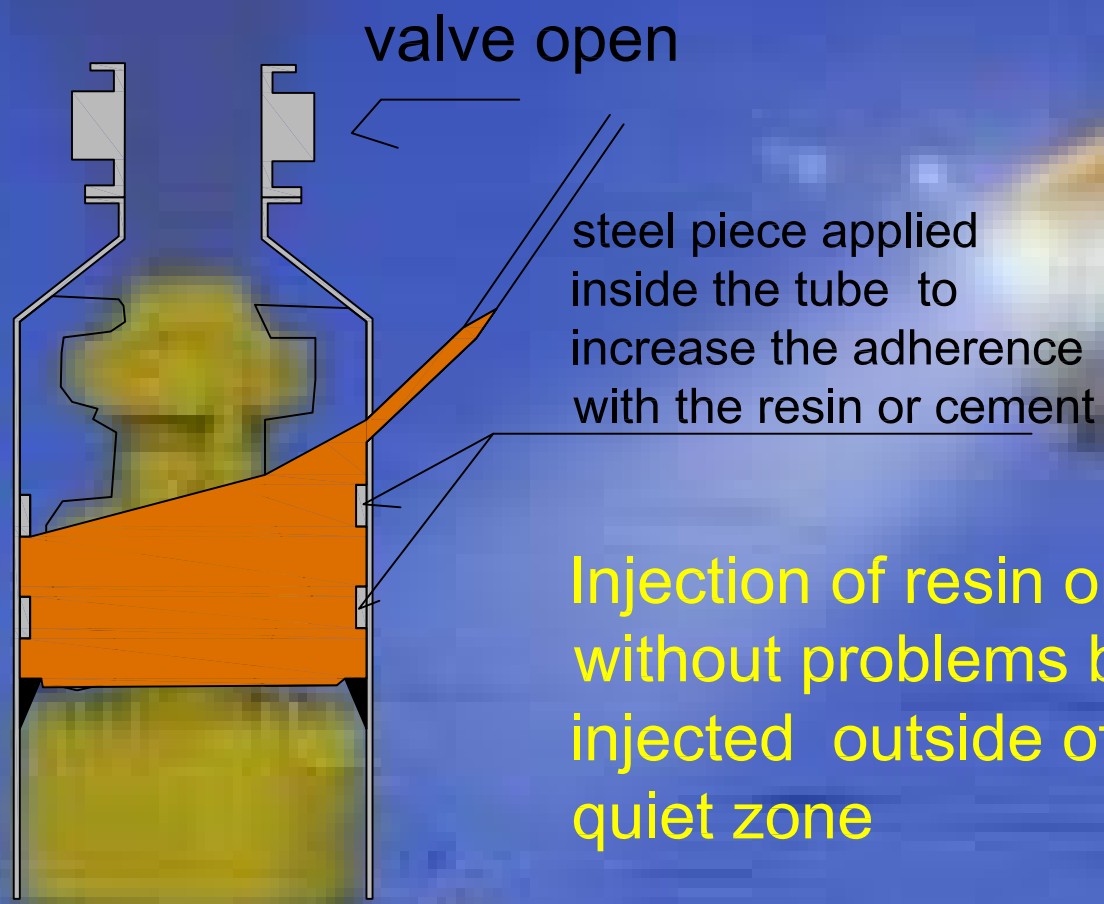
ROV


BOP  
STACK

piece of  
pipe with  
valve

easy positioning of  
the piece of pipe  
with a valve while  
the flow passes  
inside, freely.  
Powerful pumps  
are not necessary,  
there is no danger  
of clogging the  
pipes.  
Allows a flow  
control



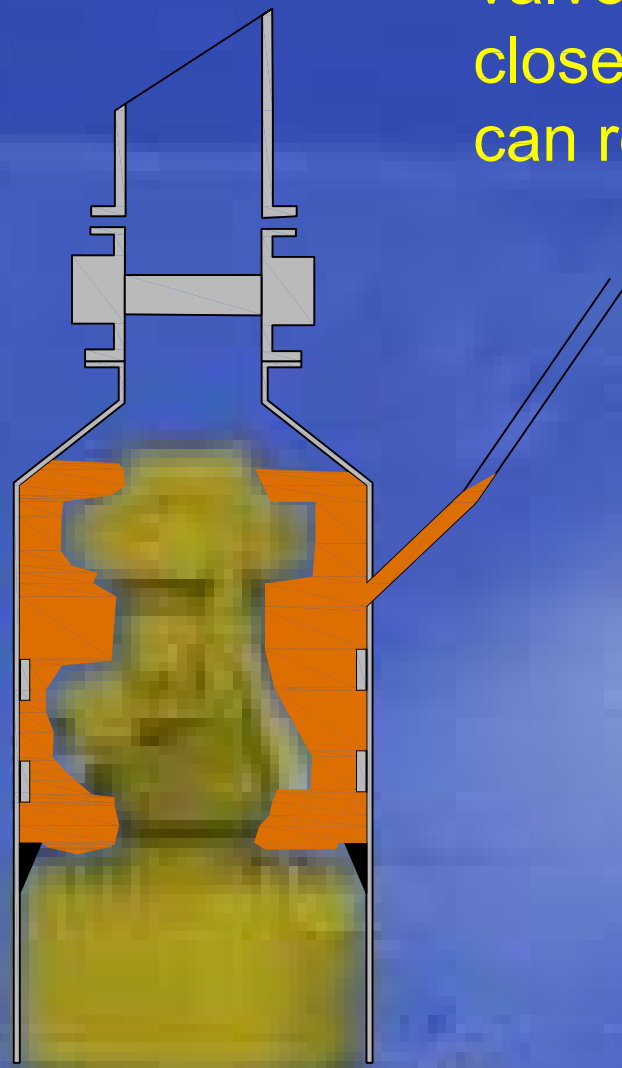





The resin or cement form a strong seal with the tubing of preventer. The resin or cement to prevent leakage of oil from the bottom of the tube with valve



when the resin or cement were consolidated you can close the valve stopping the flow of oil. closed the flow, in tranquility, you can restore a new riser



when te new riser is in position  
you can open the valve for to take  
the flow in surface





**FERRARI DE NOBILI** S.r.l.

Sede Legale: Via Levante n. 9 -19126 La Spezia-  
Sede Amm.va: Via C. Arzelà n. 76 -19123 La Spezia-  
Tel: 0187/713950 Fax: 0187/717589  
C.F. e P.IVA: 01141690113  
R.E.A. C.C.I.A.A. della Spezia n. 104215

LA SPEZIA ITALY 20 maggio 2010

Contacts with BP

Telephone call to Call Center operator Gwen, 5/11/2010 at 22:35 Italian time

Description of a method called "Horizon-The Gulf Mission" consisting of the insertion of a main tube used for the insertion of clogging material.

Documentation was sent 05/12/2010 by Email

Other documentation sent by email 16 Maggio :TELESCOPE PIPE REBIRTH AND BLOW JOB PIPE TYPE B AND TYPE D and PRESS KILL;

Total cap

YOU SHOW A NEW SOLUTION:

Cap And Valve (WATCH THE FIGURE )

For any clarifications or doubts you may contact us at 011 393384244466.

I would also greatly appreciate just an acknowledgement if any of my technical information has been any kind of help.

Dott. Geol. FRANCO FERRARI

E mail [ferraridenobili@tin.it](mailto:ferraridenobili@tin.it)

011 39 0187717589 fax

011 39 3384244466 tel.

ferrari de nobili